

REPLACEMENT PARTS FOR BALLY

When ordering Bally parts, please specify NAME of game and type of equipment.

COILS

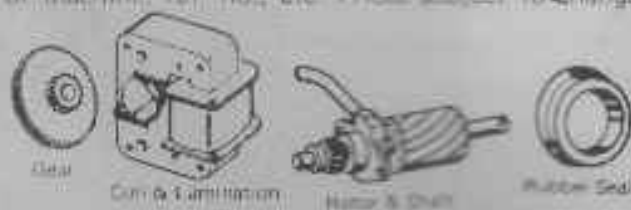
Reference Numbers		No.	Each
Old	New		
28 00-10		01-1182	\$1.98
28 00-10		01-1185	1.98
28 4-46		01-1192	1.98
29 K-11		01-1190	1.98
CO-31-040		01-1262	1.98
E-184-42		01-1053	1.98
E-184-45		01-1023	2.30
E-184-47		01-1097	2.70
E-184-48		01-1104	2.70
E-184-49		01-1107	1.98
E-184-103		01-1113	1.88
E-184-123		01-1133	2.10
E-184-125		01-1136	1.86
E-184-164		01-1123	2.90
E-184-174		01-1177	2.90
E-184-186		01-1226	1.86
E-184-187		01-1297	1.86
E-184-184		01-1274	1.86
E-184-211		01-1242	2.70
E-184-234		01-1245	9.00
C-2342-58	C-2342-203	01-1000	1.74
C-2610-384		01-1254	1.74
C-2600-251	KKN-251	01-1227	1.74
C-2600-26	KKN-261	01-1059	2.70
C-2610-23	KKN-23	01-1236	1.74
C-7300-336		01-1236	1.74
C-2900-336	KKN-236		
C-7800-33-10	KKN-3310	01-1255	1.74
C-7800-33-12	KKN-3312	01-1266	2.10
C-7800-33-16	KKN-3315	01-1268	2.10
CO-21A-7 & A-25-1000	A-25-950	01-1561	3.00
E-184-272	A-25-1000	01-1217	1.80
CO-25A-9	A-25-1100	01-1902	2.40
E-184-243 & E-184-282	A-25-1200	01-1273	2.85
E-184-56, E-184-273 & A-27-1300	A-27-1100	01-1682	2.20
E-184-207	A-27-1400	01-1241	1.98
E-184-264	A-25-1900	01-1583	2.34
E-184-212	A-31-3000	01-1260	2.10
E-184-270	AB-31-3000	01-1594	3.12
	AF-25-600/28-800	01-1094	2.25
E-184-160, E-184-241 & E-184-285	A-25-600/31-1000	01-1125	3.18
AF-26-600/28-800	AF-26-650/25-800	01-1585	3.00
E-184-268 & AF-26-700/28-800	AF-26-750/28-800	01-1684	3.40
E-184-263	AF-27-775/31-851	01-1263	4.00
E-184-294	AF-27-1000/32-1300	01-1277	2.82
E-184-271	AK-24-750	01-1567	2.58
E-184-235	AK-25-1050	01-1246	2.70
E-184-257	AP-25-1050	01-1586	3.06
E-184-261, E-184-133 & AP-31-3000	AP-26-1200	01-1585	2.82
E-184-175	AP-27-1000	01-1178	1.98
E-184-121 & E-184-180	B-25-750	01-1179	2.58
CO-25-00-7	B-25-925	01-1181	1.98
CO-25-00-8	B-26-1100	01-1090	2.40
E-184-205	B-27-1300	01-1278	1.82
E-184-265	B-28-1600	01-1575	2.82
E-184-26	B-28-1200	01-1665	1.88

COILS

Reference Numbers		No.	Each
Old	New		
E-184-136	BA-25-925	01-1145	\$2.16
E-184-237	BA-26-1040	01-1247	2.10
E-184-252	BB-26-650/12-1240	01-1264	3.30
CO-25-H-7	GC-25-925	01-1184	1.98
E-184-41	BF-27-1250	01-1061	2.70
E-184-249	BF-28-1500	01-1127	2.28
CO-27-11	C-27-1000	01-1201	1.86
CO-28-11	C-28-1100	01-1202	1.88
	CB-31-2100	01-1581	1.98
	CC-31-2000	01-1582	1.98
E-184-206	CD-29-1000	01-1280	1.86
E-184-74	CE-28-1075	01-1084	1.98
CO-28-22-75	CF-28-1100	01-1198	1.74
	CD-29-1500	01-1583	2.34
E-184-102	C-27-405	01-1165	1.86
E-184-158	D-28-500	01-1166	1.86
E-184-266	D-29-600	01-1585	1.98
E-184-250	D-30-700	01-1586	1.98
E-184-75	E-30-1200	01-1065	1.98
E-184-112	EA-29-900	01-1122	1.98
E-184-40	EA-30-1150	01-1056	2.16
E-184-47	EA-30-1650	01-1057	2.16
	F-31-1500	01-1595	2.34
	F-31-2100	01-1596	2.52
C-2704-303			
C-2704-304			
C-2704-305 &			
F-184-248	FC-30-1300	01-1240	2.34
E-184-254	FC-30-1400	01-1597	2.60
E-184-274	FC-30-2100	01-1598	2.82
E-184-269	FC-30-0600	01-1102	2.10
	FD-30-1200	01-1600	2.34
	G-23-340	01-1610	2.34
	G-28-750	01-1611	2.34
	G-28-1100	01-1218	1.98
C-31-1800	G-31-2000	01-1613	2.40
	G-32-2400	01-1614	3.00
	G-32-2500	01-1103	2.10
	G-33-2800	01-1160	1.85
	G-34-5200	01-1615	2.82
	G-35-1250/32-1250	01-1616	2.58
E-184-225	G-31-1500	01-1622	1.80
	G-31-1600	01-1623	1.74
	G-31-2100	01-1624	2.58
	G-35-600/33-1650	01-1626	2.58
	J-28-1100	01-1630	2.34
C-7800-312	K-31-1800	01-1640	2.58
C-7800-308 & KKN-308	K-33-1700	01-1238	1.74
KKN-304, C-7300-334 & C-7800-334	K-33-1800	01-1641	2.34
KKN-333, C-7300-333 & C-7800-333	K-33-2000	01-1642	2.58
KKN-331, C-7300-331 & C-7800-331	K-33-2300	01-1643	1.98
KKN-330, C-7300-330 & C-7800-330	K-33-2500	01-1644	2.46
C-7800-3314	K-33-2800	01-1645	2.58
C-7800-351	K-38-6500	01-1646	2.58
C-7800-351	KK-26-300/35-1100	01-1647	2.46
KKN-3316 & C-7800-3316	KK-33-600/33-1850	01-1648	2.40
KKN-341 & C-7800-341	KK-34-500/34-2000	01-1649	2.46
C-7800-411	K-41-12300	01-1650	3.42
E-101-68	LM-32-7100/AS-25-17-14	01-1635	5.10

REPLACEMENT PARTS FOR BALLY

Parts most used are . For others, send sample or description with name and model of machine, ref. no., etc. Prices subject to change without notice.



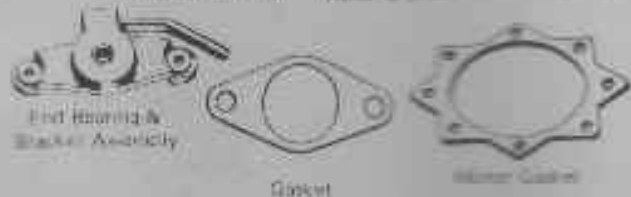
MOTORS

Purpose	Ref. No.	No.	Each
Control (All The Way & Fun Cruise)*	1124	01-5585	\$33.95
Pin Mount	E-119-319	01-5575	23.94
Score	E-119-319	01-5639	22.20
Score (All Paper Games)**	E-119-333	01-5640	28.20
Ball Lift (used on Twin Joker & Jokers Wild)	E-119-355	01-5624	25.00
Score	E-119-354	01-5625	19.80
Sequence (Fun Cruise)	E-119-355	01-5621	18.95
Control w/o Mounting Bracket (None Motor only for E-119-3886)	w/o Fan Blade E-119-352	01-5627	25.95
Control with Mounting Bracket (All The Way & Fun Cruise)***	w/o Fan Blade E-119-352B IAS 1033-37	01-5623	29.95
Trap Relay (Flippers)	E-119-302	01-5611	31.95
Ball Lift	E-119-378	01-5619	46.74

*Replacement Motor for E-119-212.

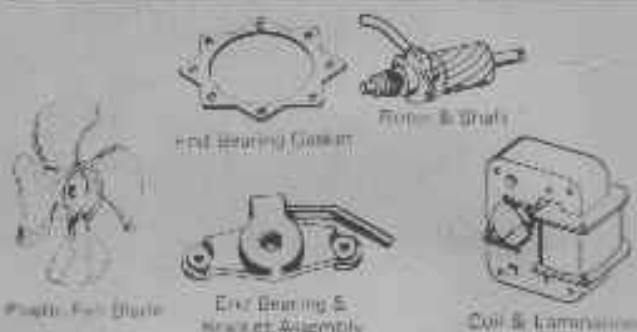
**Replaces E-119-319, E-119-332 and E-119-345.

***Replacement Assembly for E-119-212.



REPLACEMENT PARTS FOR NO. 1124 MOTOR For "All The Way" & "Fun Cruise"

Description	Ref. No.	No.	Each
GEARS (Metal)			
1st Reduction (Fine)		01-5583	\$2.54
2nd Reduction		01-5585	3.00
3rd Reduction		01-5587	3.00
4th Reduction		01-5588	3.12
Output Gear & Shaft		01-5589	6.56
Coil & Lamination		01-5574	7.95
Rotor & Shaft		01-5575	7.95
End bearing & Bracket Assembly		01-5577	2.34
Rubber Seal	R-252	01-0539	.36
Gasket for End Bearing & Bracket	P-3071	01-0789	.18
Motor Gasket	P-2090	01-0788	.24



REPLACEMENT PARTS FOR NO. E-119-3588 MOTOR For "All The Way" & "Fun Cruise"

Description	Ref. No.	No.	Each
GEARS (Metal)			
Main Gear & Shaft	ZEGS-4020-1	01-5862	\$7.80
Second Reduction	GG712-32	01-5866	5.10
Third Reduction	GLB317-21	01-5867	3.95
Coil & Lamination	254018-26109	01-1180	7.95
Rotor & Shaft Assembly	ZH5-4015-7	01-5865	7.14
End Bearing & Bracket Assembly	Z86755-20	01-5869	2.34
Plastic Fan Blade	F-1036-1	01-0960	2.40



REPLACEMENT PARTS FOR NO. E-119-212 MOTOR For "All The Way" & "Fun Cruise"

Description	Ref. No.	No.	Each
GEARS (Metal)			
1st Reduction	A-1802-28	01-5948	\$3.90
2nd Reduction	A-1802-24	01-5949	3.90
3rd Reduction	A-1802-17	01-5942	3.90
4th Reduction (Fine)	A-1802-26	01-5901	3.90
Output Gear & Shaft	A-1801-6	01-5924	6.40
Coil & Lamination	E-3401-5	01-1180	7.95
Rotor & Shaft Assembly	A-1705-11	01-5834	7.14
End bearing & Bracket Assembly (Required only when replacing original Rotor & Shaft Assembly)		01-5877	2.34
Rubber Seal	R-252	01-0539	.36
Gasket for End Bearing & Bracket	P-3071	01-0789	.18
Motor Gasket	P-2090	01-0788	.24

NYLON RING

For Nylon Flipper Assembly

No. 01-0381 Each \$.07



STEPUP PLUNGER

Ref. No. S-496-100

No. 01-0482 Each \$.48



RESET PLUNGER

Ref. No. S-496-100

No. 01-0483 Each \$.48



PLUNGER

Ref. No. S-496-160

No. 01-0798 Each \$.96



SCORE & ADVANCE UNIT PLUNGER

Ref. No. S-496-150

No. 01-0797 Each \$.72



LEFT OR RIGHT FLIPPER PLUNGER

Ref. No. S-496-167

No. 01-0799 Each \$.83



TRIP BANK RESET PLUNGER

Ref. No. A-613-28

No. 01-0239 Each \$1.38



FIBER YOKES



Key	Ref. No.	No.	Each \$
A	P-3858	01-0524	.12
B	P-3858-2	01-0525	.18

METAL YOKE

Ref. No. P-3858-1

No. 01-0533 LFB Only, Each \$.12



LATCH MAGNET ASSEMBLY

Complete Assy., Ref. No. AS2517-4A
No. 01-0731 Each \$3.90
Coil Only, Ref. No. FC-33-2800
No. 01-1102 Each \$2.10



LATCH BAR SOLENOID
For Flipper-Zipper Assembly

Ref. No.	No.	Each
I 184-277	*01-1268	\$11.95
E 184-274	01-1245	9.00

*Use #A 3112-2 Latch Bracket.



LATCH BRACKET ASSEMBLY
With Nylon Latch
For Flipper-Zipper Assembly

Ref. No.	No.	Each
A-3112	01-0636	\$1.14
A-3112-1	01-0653	1.14
A-3112-2	01-0654	1.22



STEPUP COIL STOP

Ref. No. A-613-30
No. 01-0801 Each \$.55



LARGE RESET COIL STOP

Ref. No. AS-588-5
No. 01-0348 Each \$1.50



STEPUP COIL STOP

Ref. No. A-613
No. 06-0327 Each \$1.40



COIL STOP

(Flipper Unit)
Ref. No. A-613-67
No. 01-0570 Each \$.80



REPLACEMENT PARTS FOR BALLY



COIL STOP

Ref. No. A-613-33 and A-613-65
No. 01-0245 Each \$.66



COIL MOUNTING BRACKET

For Pup Plunger
Ref. No. A-613-37
No. 01-0461 Each \$1.90



CORE PLUG & BRACKET

Core Plug Height .5136" with rubber washers
Ref. No. A-613-39
No. 01-0895 Each \$1.02

NYLON DRIVE PAWL & PLUNGER ASSEMBLIES



Complete assembly
Ref. No. AS-2293-2
(Replaces AS-2293-5)
No. 01-0623 Each \$1.56

Nylon drive pawl only
Ref. No. C-435-B
No. 01-0859 Each \$.36

Plunger only
Ref. No. S-496-160
No. 01-0798 Each \$.96



Complete assembly
Ref. No. AS-2293
No. 01-0610 Each \$1.98

Nylon drive pawl only, (Less bracket)
Ref. No. C-435-2
(Replaces C-435-1 & C-435-5)
No. 01-0858 Each \$.54

Plunger only
Ref. No. S-496-160
No. 01-0798 Each \$.96

REPLACEMENT PARTS FOR BALLY

Parts most used are listed. For others, send sample or description with name and model of machine, ref. no., etc. Prices subject to change without notice.



BALL LIFT ROD

Ref. No. A-1403

No. 01-0202 Each \$2.94



CLEAR EXTRUDED PLASTIC GLASS SEAL For Playfield Glass

Length	Ref. No.	No.	Each
19 1/8"	M-1450	01-0932	\$2.24
21"	-	01-0933	.30
19 1/4"	M-1450-1	01-0931	.36

For sizes not listed send your requirements and specifications to W.C.O.

No. 01-0609

A-7/16"

B-27/64"

C-3/8"



SHOOTER ROD HOUSING

Hole Size	Ref. No.	No.	Each
3/8"	A-1540-5	01-0842	\$1.49
See Above	A-1540-4	01-0809	1.17



OUTSIDE BARREL SPRING

Ref. No. SP-247

	Per 10	Per 50	Per 100
No. 03-0080	\$ 7.5	\$27.5	\$5.00



WHITE PLASTIC FLIPPER BUTTON ASSEMBLY

Description	Ref. No.	No.	Each
Compl. Assy	AS-2443-1	19-0195	\$3.90
Button Only	C-717	01-0922	.36
Housing Only	C-718	01-0924	.36



NYLON SLEEVE

For A-1540-4 Shooter Rod Housing

Ref. No. C-637-22

No. 01-0810 Each \$.07



TAPERED OUTSIDE BARREL SPRING

Ref. No. SP-243

No. 01-0575 Each \$1.12




RING & ROD

For Thunder Bumper.

Ref. No. A-1873.

No. 03-0161 Each \$.95



BALL SHOOTER SPRING

Ref. No. SF-200-24

	Per 10	Per 50	Per 100
No. 01-0570	\$3.00	\$4.00	\$7.00



BUMPER BODY

Ref. No.	No.	Each
Regular C-114	19-0156	\$3.35
Pop. C-114-3	19-0155	.30



ELASTIC STOP NUT FOR RING & ROD

No. 30-1202 Each \$.05



RETAINING RING

For Ball Shooter Spring.

Ref. No. P-2891-8.

No. 01-0791 Ex. L/12 Only \$.04.



SPRING FOR BUMPER BODY

Ref. No. SP-249.

No. 19-0145 Each \$1.10



BALL SHOOTER ROD

Length	Ref. No.	No.	Each
8-7/8"	A-100-12	01-0203	\$2.40
8-1/2"	-	03-0178	2.50



SUNBURST CAP

Specify color and reading.

Top	Ref.	No.	Each
Rounded	C-368	19-0194	\$3.82
Slanted Flat	C-670	19-0185	.82

REPLACEMENT PARTS FOR BALLY

Listed are parts most used. To order part not listed, specify name and model of machine, part description and reference number, and position of part on machine.



FLIPPER LEVER ARMS

Type	Ref. No.	No.	Each
Right	A-1889-7	01-0568	\$2.30
Left	A-1889-6	01-0569	2.30



ROLL PIN

Flipper Unit
Ref. No. P-1837-1
No. 30-0849 Each L/B only \$.10



METAL BALL CONTROL PLATE

Ref. No. P-363-1
No. 01-0605 Each \$.24



FLIPPER UNIT SWITCH

Ref. No. SW-010-138
No. 01-0572 Each \$.78



NEW STYLE PLAIN WHITE PLASTIC FLIPPER

Ref. No. C-611 E
No. 01-0624 Each \$.36



NYLON RATCHET

Ref. No. C-434
No. 01-0855 Each \$.30



NYLON FLIPPER BUSHING

Ref. No. C-640
No. 01-0656 Each \$.36



FLIPPER SHOE & SHAFT

For 01-0624 White Plastic Flipper
Ref. No. A-2747-B
No. 01-0945 Each \$.95




PLASTIC FLIPPER ISLAND

Type	Ref. No.	No.	Each
Left	(C-609-5)		
	A-3730	19-0180	\$.50
Right	(C-610-6)		
	A-3739-1	19-0181	.50



BALL EJECTOR ARM

Ref. No. A-542 E
No. 01-0658 Each \$.60



STEEL BALLS

Size	Type	No.	Each
1-1/16"	Magnetic	19-5871	\$.50
1-1/8"	Magnetic	19-5872	.60
1-1/8"	Non Magnetic	19-5878	2.75



OUTSIDE PLUNGER SPRING

Flipper Unit
Ref. No. SP-240
No. 01-0573 Each L/B only \$.12



FLIPPER SHOE & SHAFT

For 19-0180 & 19-0181
Plastic Flipper Islands
Ref. No. 2747-1
No. 01-0947 \$.90

REPLACEMENT PARTS FOR BALLY

Listed are parts most used. To order part not listed, specify game and model of machine, part description and reference number, and position of part on machine.



YELLOW PELLET BALLS

For Gun Game

Ref. No. M-165-42

No. 19-5810

Each \$4.42



MUSHROOM BUMPER ASSEMBLY

Complete Assembly: Ref. No. AS-2291

No. 01-0604 Each \$1.07

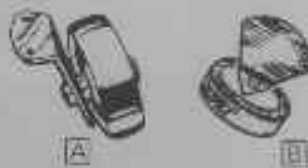
Part: Cap & Shaft (Specify color)

Ref. No. C-916-3

No. 01-0603 Each \$.30

Housing Body: Ref. No. H-592

No. 19-0100 Per 10 \$4.80



REBOUND ASSEMBLY

Key	Ref. No.	No.	Each
A	AS-493-3	01-0557	\$1.32
B	AS-493-2	01-0345	1.20



PLASTIC BUMPER POST

Specify color

Long type: Ref. No. C-119-15A, H-9-35

Per 10 Per 50

No. 19-0153 \$1.20 \$4.50

Short type: Ref. No. C-119-20C, H-9-25

Per 10 Per 50

No. 19-0159 \$.80 \$3.50



PLASTIC ROLLOVER BUTTONS

Type	Ref. No.	No.	Each
A Red	C-387-1	01-0813	.25
B Blue	C-387-2	01-0814	.25
C Yellow	C-387-3	01-0815	.25
D White	C-387-5	01-0811	.19
E White	C-387-6	01-0812	.15

NEW STYLE PLASTIC ROLLOVER BUTTON INSERT & HOUSING



Insert only: Ref. No. C-900

No. 01-0807 Each \$2.25



REBOUND RUBBER

Ref. No. B-115-4 Each 1/50 1/100

No. 19-0117 \$23 \$21 \$19



TARGET BUTTON

Ref. No. C-696

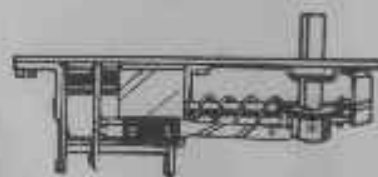
No. 01-0865 Each \$39



RUBBER RING (Exclusive for service) For Bumper Post

Per 10 Per 50 Per 100

No. 19-0099 \$1.00 \$2.50 \$4.00



FLIPPER ASSEMBLY

Specify name of game

Type	Ref. No.	No.	Each
Right	AS-1587-19	01-0565	\$10.95
Left	AS-1587-20	01-0566	10.95



3/4" RED RUBBER RING

Per 10 Per 50 Per 100

No. 19-0098 \$1.80 \$2.30 \$3.70



Housing only: Ref. No. C-901

No. 01-0808 Each \$2.2


STOP BRACKET

Flipper Unit

Ref. No. P-620-6

No. 01-0571 Each \$1.18

REPLACEMENT PARTS FOR BALLY



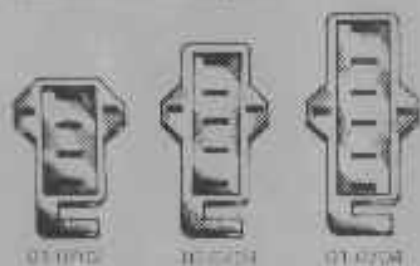
SLOTTED PLASTIC RADIAL BOTTOM SWITCH ACTUATORS

Slots	Ref. No.	No.	Each
4	C-700-2	01-0530	\$36
5	C-700-1	01-0537	36
7	C-700	01-0541	36



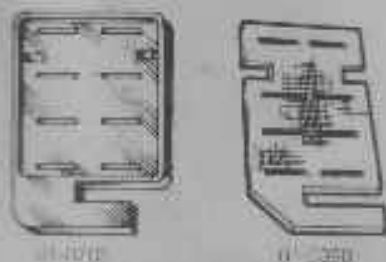
SLOTTED PLASTIC FLAT BOTTOM SWITCH ACTUATORS

Slots	Ref. No.	No.	Each
4	C-700-1	01-0550	\$36
5	C-700-2	01-0551	36
6	C-700-3	01-0552	36
7	C-700-4	01-0554	36
8	C-700	01-0558	36



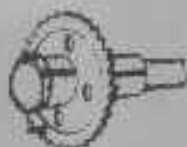
PLASTIC SWITCH ACTUATORS

Slots	Ref. No.	No.	Each
4	C-812-4	01-0702	\$18
5	C-812-5	01-0703	18
5	F-112-6	01-0704	25



FIBER SWITCH ACTUATORS

8-Slot (2 & 4 parallel)
 Ref. No. C-111
 No. 01-0705 Each \$20
 Ref. No. C-348-1
 No. 01-0399 Each (10 only) \$14



PLASTIC RATCHET & SHAFT

Specify Color and Bolt Name

LOCK RING

For Plastic Ratchet
 Ref. No. F-3280
 No. 01-0455 Each (12 only) \$0.07



ARMATURE PLATE
 Ref. No. A-261-b
 No. 01-0221 Each \$0.30

ARMATURE PLATE
 Ref. No. A-605-1
 No. 01-0240 Each \$0.54

ARMATURE PLATE
 Ref. No. A-1605-2
 No. 01-0292 Each \$0.60

ARMATURE PLATE
 Ref. No. A-261-7
 No. 01-0923 Each \$0.56

ARMATURE PLATE
 Ref. No. A-261-12
 No. 01-0925 Each \$1.02

ARMATURE PLATE
 Ref. No. A-261-11
 No. 01-0927 Each \$0.48

ARMATURE PLATE
 Ref. No. F-7430
 No. 01-0802 Each \$0.40



ARMATURE PLATE
 Ref. No. A-2402-1
 No. 01-0803 Each \$0.40



ARMATURE PLATE
 Ref. No. A-2510
 No. 01-0804 Each \$0.40



CLUTCH ASSEMBLY

For Motorized Trip Relays
 Specify Name of gear

Ref. No.	No.	Each
A-3379	01-0708	\$8.94
A-3379-1	01-0709	9.06



RESET ARM
 Ref. No. A-1769-1
 No. 01-0315 Each \$0.90



STEPUP ARM
 Ref. No. A-1765-2
 No. 01-0314 Each \$1.30

RELAY REPAIR BLADES
 Ref. No. A-1382-3
 No. 01-0268 Each \$0.28

Ref. No. 06
 No. 01-0458 Each \$0.24

Ref. No. 06
 No. 01-0458 Each \$0.24

Ref. No. 06
 No. 01-0458 Each \$0.24

Ref. No. 06
 No. 01-0458 Each \$0.24

Ref. No. G-0R
 No. 01-0460 Each \$0.24

Ref. No. G-0R
 No. 01-0460 Each \$0.24

Ref. No. G-0R
 No. 01-0460 Each \$0.24

Ref. No. G-10R
 No. 01-0462 Each \$0.24

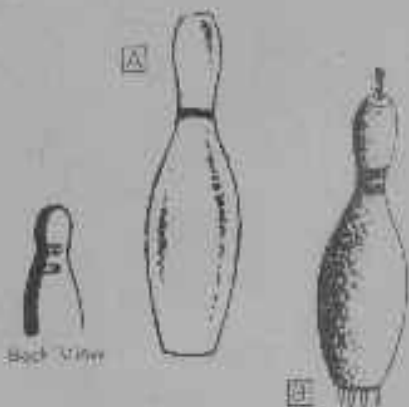
Ref. No. G-10R
 No. 01-0462 Each \$0.24

Ref. No. G-10R
 No. 01-0463 Each \$0.24

REPLACEMENT PARTS FOR

BALLY

Listed below are commonly used parts. To order parts not shown specify name and model of machine, describe part and manufacturer's reference number, and specify part position on machine.



BOWLING & SHUFFLE ALLEY PLASTIC PINS

A 10" high Soft white plastic pins, unnumbered.
Ref. No. C-461.
No. 19-5521

Set/10 \$9.45

B Bally Bowler
Ref. No. R-355
No. 19-5545

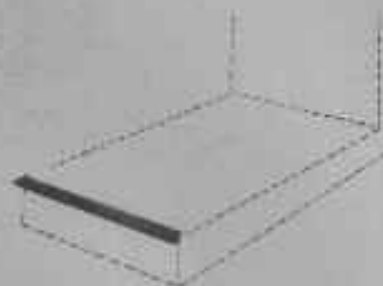
Each \$14.75



"T" RUBBER

For Puck Games
Ref. No. R-221-13
No. 02-3274

Each \$4.75



EXTRUDED RUBBER SEAL

Prevents coin mechanisms on the front of Flipper, Gun and Bingo Games. Designed to seal the front of the playfield glass. Prevents entrance of spilled liquids, dust, etc. Installed between front mounting and playfield glass.

No. 19-0279..... Each \$.50



STANDARD QUALITY PLAYFIELD GLASS

3/16" thick, top quality, crystal clear glass. Packed 8 sheets per case.

Size	No.	Per Case
21" x 40"	19-4961	\$55.78
21" x 41 1/2"	19-4972	49.95

TEMPERED PLAYFIELD GLASS

Packed 8 Sheets Per Case

Size	No.	Per Case
21" x 40"	19-4989	\$66.06
21" x 41 1/2"	19-4988	66.06



BACK GLASS

For Flippers, Bowlers
and Shuffle Games
Specify name of game.



UNIVERSAL, ALL-METAL REINFORCED LEG

30-1/4" Long, 3/8" Mounting Holes
(2-1/4" Apart)

No. 04-0273..... Each \$5.50



LEG BOLT

Ref. No. M-106-7.
No. 01-0400

Each \$.24

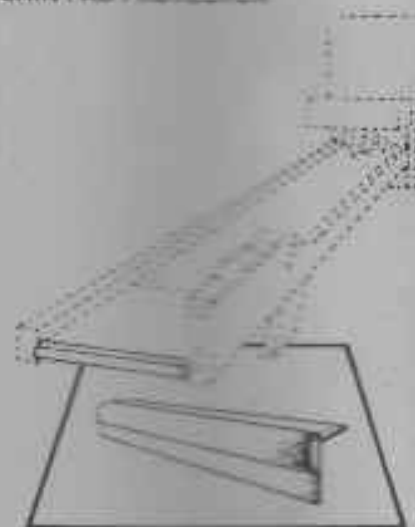


WING NUT

No. 30-2615

Per 10 Per 100
\$.00 \$5.50

UNIVERSAL BALL BOWLER ALL-RUBBER SHIN PAD PROTECTOR



No. 19-0503

L/3
Each \$7.00 \$6.95



LOCK PROTECTOR RING

No. 34-1980

Each \$.50



WOOD FRONT DOORS

Specify name of game.

STAINLESS STEEL COVERS

For Wood Front Doors

Specify name of game.

REPLACEMENT PARTS FOR BALLY

Listed are parts most used. To order parts not listed, specify name and model of machine, part description and reference number, and position of part on machine.



SLUG REJECTORS

With slots for switch clearance.

Ref. No.	Type	No.	Each
M-1400-2	5¢	31-4367	57.25
M-1400-3	10¢	31-4368	7.25
M-1400-4	25¢	31-4369	7.25




COIN SWITCH

5¢ - 10¢ - 25¢ Combination

Ref. No. E-108-82A

No. 23-1109 Each \$2.65 \$2.40 \$2.20



ACTUATOR WIRE

For Coin Switch

Ref. No. M-506-12

No. 23-1270 Each 1.50 \$1.18



ACTUATOR RETAINER NUT

For Coin Switch

No. 30-1177 Each 1.00 only \$0.63



COIN SWITCH

Ref. No. SW-100-3E

No. 01-1310 Each 0.40



PUSHBUTTON SWITCH

Missile Firing Switch

Ref. No. E-108-235A

No. 23-1632 Each \$2.20



COIN GUIDE SPACER

Type	Ref. No.	No.	Each
5¢	P-6431-1A	01-0728	\$1.12
10¢	P-6431-6A	01-0729	.12
25¢	P-6431-3A	01-0730	.12

PRICE WINDOW & PLATE RETAINER

Ref. No. P-7406-A

No. 01-0744 Each \$1.18



COIN ENTRY PRICE WINDOWS

For A-3058 Series

Coin Entry Plates

Type	Ref. No.	No.	Each
5¢	C-726-40	01-0665	\$.96
10¢	C-726-41	01-0666	.96
25¢	C-726-42	01-0667	1.05
1 Cr.			
2 Cr.	C-726-82	01-0806	.96



PLASTIC COIN ENTRY PRICE WINDOWS

For P-7601 Series

Coin Entry Plates

Type	Ref. No.	No.	Each
5¢	C-876-1	01-0655	\$.70
10¢	C-876-2	01-0656	.70
25¢	C-876-3	01-0657	.70
2 Nickels - 1 Play	C-876-31	01-0721	.70
2 Rows - 1 Cr.	C-876-50	01-0722	.70
3 Rows - 1 Cr.	C-876-61	01-0723	.70



COIN ENTRY PLATES

Type	Ref. No.	No.	Each
5¢	A-3058-1	01-0655	\$1.02
10¢	A-3058-2	01-0656	1.02
25¢	A-3058-3	01-0657	1.02



COIN ENTRY PLATES

Type	Ref. No.	No.	Each
5¢	P-8350-2	01-0597	\$.54
10¢	P-8350-3	01-0598	.54
25¢	P-8350-4	01-0596	.54



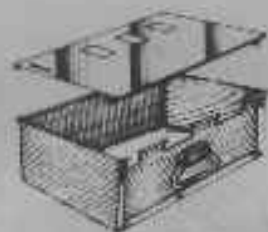
COIN ENTRY PLATES

Type	Ref. No.	No.	Each
5¢	P-7601-2	01-0698	\$.30
10¢	P-7601-3	01-0699	.30
25¢	P-7601-4	01-0700	.30
Blank	P-7601-A	01-0701	.30



COIN ENTRY PLATE ASSEMBLY

Type	Ref. No.	No.	Each
5¢	A-3058-1	01-0655	\$1.44
10¢	A-3058-2	01-0656	1.44
25¢	A-3058-3	01-0657	1.52
Blank	A-3058-20	01-0658	1.38



CASH BOX ASSEMBLY

Description	Ref. No.	No.	Each
Box Only	A-2790-51	01-0706	\$4.02
Cover Only	P-3089-46	01-0707	1.50

REPLACEMENT PARTS FOR BALLY

Listed are parts most used. To order parts not listed, specify name and model of machine, part description and reference number, and position of part on machine.



REJECTOR ARM
Ref. No. P-7100B
No. 01-0732

Each \$.72



DOOR HINGE
Ref. No. A-254-103A
No. 01-0737

Each \$1.44



**FRONT DOOR
SUB-ASSEMBLY**
Ref. No. A-3444B

No. 01-0745



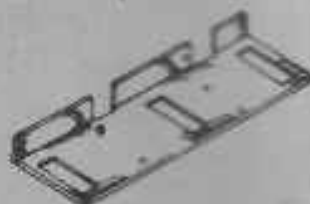
**REJECTOR LEVER
& PIVOT ARM**
Ref. No. AS-2487A
No. 01-0733

Each \$1.85



COIN SLIDE HALF

Side	Ref. No.	No.	Each
Left	A-3051-12A	01-0738	\$.54
Right	A-3051-11A	01-0738	.75



**COIN RETURN
COVER PLATE**
Ref. No. P-7712B
No. 01-0746

Each \$.30



**REJECTOR
MOUNTING BRACKET**
Ref. No. P-7713B
No. 01-0735

Each \$.21



**COIN GAME
PUSHBUTTON ASSEMBLY**
Ref. No. A-177B-17A
No. 01-0741

Each \$.62




COIN RETURN CUP
Ref. No. C-827C
No. 01-0747

Each \$1.62



HINGE ASSEMBLY
Ref. No. A-254-98A
No. 01-0736

Each \$1.50



COIN DROP CASTING
Ref. No. C-828C
No. 01-0742

Each \$3.95



COIN RETURN DOOR
Ref. No. P-7493A
No. 01-0748

Each \$.18

REPLACEMENT PARTS FOR BALLY

REPLACEMENT PARTS FOR WORLD CUP SOCCER GAME



FIGURE ASSEMBLY

Description	Ref. No.	No.	Each
GOAL			
Red Team	C-751-58	01-0618	\$2.22
Blue Team	C-751-59	01-0619	2.22
LEFT FOOT KICK PLAYER			
Red Team	A-3213A	01-0620	2.54
Blue Team	A-3213-2B	01-0624	2.54
RIGHT FOOT KICK PLAYER			
Red Team	A-3213-1A	01-0622	2.54
Blue Team	A-3213-3A	01-0626	2.54



SLIDE ASSEMBLY

Type	Ref. No.	No.	Each
Right	A-3162A	01-0642	\$.33
Left	A-3162-1A	01-0643	.33



COMPRESSION SPRING

Ref. No. SP-200-174E
No. 01-0659 Each \$.20



HAIRPIN CLIP

Ref. No. M-754-14A
No. 01-0660 Each \$.25



SLIDE SHUFFLE

Ref. No. C-730-1A
No. 01-0662 Each \$.37



GOAL PIN ASSEMBLY

Ref. No. A-3177A
No. 01-0663 Each \$.28

Identify all components used parts. To order parts not shown specify make, model, or machine, describe part and manufacturer's reference number and specify part position on machine.



PIVOT ARM ASSEMBLY

Ref. No. A-3174A
No. 01-0665 Each \$1.32



LEVER ASSEMBLY

Ref. No. A-3177A (C-387)
No. 01-0666 Each \$4.20



DRIVE PULLEY

Ref. No. C-729A
No. 01-0648 Each \$.18



PLATE ASSEMBLY

Ref. No. A-3162A
No. 01-0725 Each \$1.20



LATCH ASSEMBLY

Ref. No. A-3162A
No. 01-0636 Each \$1.02



KNOB ASSEMBLY

Ref. No. A-3211A
No. 01-0637 Each \$3.54



HANDLE HOUSING

Ref. No. C-721A
No. 01-0638 Each \$.65



TORSION SPRING

Ref. No. SP-325-20A
No. 01-0639 Each \$.18



HANDLE ASSEMBLY

Ref. No. A-3197A
No. 01-0640 Each \$2.82



3/4" WHITE PLASTIC BALL

Ref. No. M-168-47A
No. 01-0650 Each \$.30



EXTENSION SPRING

Ref. No. SP-100-255B
No. 01-0727 Each \$.18



NYLON PULLEY

Ref. No. C-729A
No. 01-0648 Each \$.18



ADJUSTMENT HOOK

Ref. No. S-1979A
No. 01-0648 Each \$.54



SLIDE & SHUTTLE WASHER

Ref. No. P-7063-1A
No. 01-0645 Each L/12 only \$.06



DRIVE CABLE ASSEMBLY

Ref. No. A-3214A
No. 01-0644 Each \$.48



DRIVE TIRE

Ref. No. H-156-34A
No. 01-0646 Each \$.30



KICK WIRE ASSEMBLY

Ref. No. A-3215A
No. 01-0647 Each \$.54

REPLACEMENT PARTS FOR BALLY

Listed here are many of the replacement parts. To order parts not shown, specify make and model of machine, describe part and manufacturer's part number on machine.



WIPER

Specify game and unit for particular on each wiper, refer to unit listing.



CONTACT BISCUIT

Specify game and unit for particular on each contact biscuit, refer to unit listing.



01-0426



01-0427

SPLIT PINS

Ref. No.	No.	Each U/B only
P-1637-B	01-0426	5.12
P-1637-22	01-0427	15



CAM RIDER BLADES

For Score Reader

Ref. No.	No.	Each
Q-33-12-125	01-0919	3.12
Q-33-12-208	01-0920	3.12
Q-33-12-214	01-0921	3.12
Q-33-12-217	01-0922	3.12



SWITCH STACK SPRING BLADE

Ref. No. 01-0912. Replaces all spring blades used on A-5E-1, A-5E-2, A-5T-1 and A-5T-2 stack switches.

No. 01-0913 Each U/B only \$.12



01-0934



01-0935



01-0936

CAM FOLLOWERS

Ref. No.	No.	Each
A-5E-1	01-0934	\$.68
A-5E-2	01-0935	.42
A-5T-1	01-0936	.72



CAM FOLLOWERS With Roller

Ref. No.	No.	Each
A-1447-1	01-0280	\$.36
A-1447-E	01-0281	.36



GROUND WIPERS

Ref. No. F-101

No. 01-0107

\$.12



CONTACT WIPER

Ref. No. A-151E

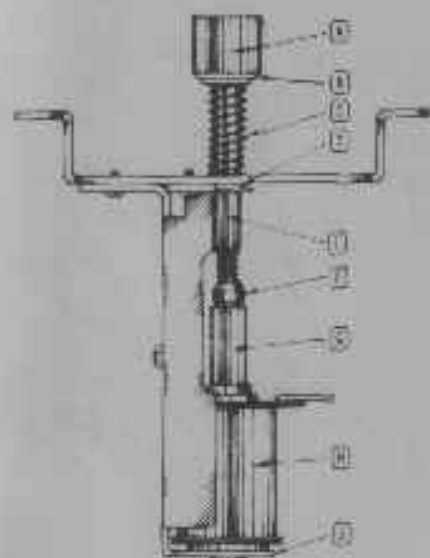
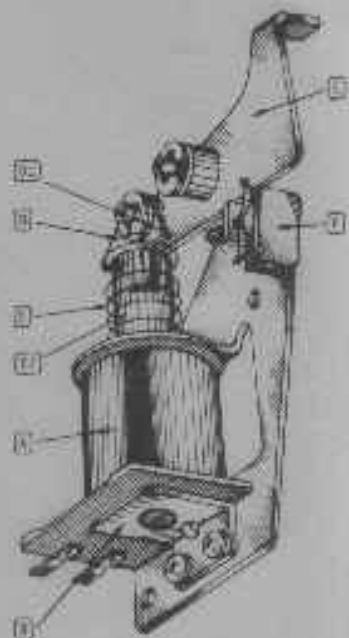
No. 01-0948 Each \$.30

REPLACEMENT PARTS FOR BALLY

Listed here are commonly used parts. To order parts list above identify name and model of machine, describe part and manufacturer's reference number and specify part position on machine.

REPLACEMENT PARTS FOR BALL-RETURN KICKER ASSEMBLY #AS-2694

Description	Ref. No.	No.	Each
A - Coil	IA-25-1050E New A-25-950	01-1561	\$3.00
B - Core Plug Assy	A-613-67	01-0570	.72
C - Kicker Arm Assy	A-3545	01-0710	1.14
D - Plunger & Link Assy	AS-2588	01-0713	.90
D1 - Link Only	P-7373	01-0714	.10 L/S only
D2 - Plunger Only	S-426-190	01-0715	.84
E - Compression Spring	SP-200-185	01-0711	.12 L/S only
F - Splice Ring	C-938	01-0712	.18 L/S only

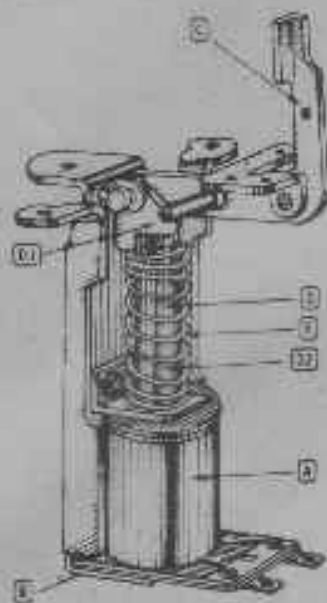


REPLACEMENT PARTS FOR DISAPPEARING POST ASSEMBLY #AS-2553-1 & -2

Description	Ref. No.	No.	Each
A - Rubber Bumper	R-520	01-0749	\$.18
B - Nylon Washer	F-901-468	01-0750	.12 L/S only
C - Compression Spring	SP-200-178	01-0751	.18
D - Retainer	C-557-5	01-0752	.18
E - Shaft	S-2040	01-0753	.54
F - Elastic Stop Nut	M-310-1	01-0754	.12 L/S only
G - Plunger	S-495-188	01-0755	.54
H - Coil	IA-184-251 & AP-31-3000 New AP-25-1200	01-1569	2.82
J - Coil Stop & Mounting Bracket	A-613-88	01-0756	1.14

REPLACEMENT PARTS FOR SLING SHOT KICKER & COIL ASSEMBLY #AS-2593

Description	Ref. No.	No.	Each
A - Coil	AP-25-1200	01-1560	\$2.82
B - Coil Stop & Mounting Bracket	A-613-88	01-0756	1.14
C - Kicker Arm Assy	A-2488	01-0757	1.32
D - Plunger & Link Assy	AS-2588	01-0713	.90
D1 - Link Only	P-7373	01-0714	.10 L/S only
D2 - Plunger Only	S-426-190	01-0715	.84
E - Compression Spring	SP-200-180	01-0758	.18



REPLACEMENT PARTS FOR BALLY

Listed here are commonly used parts. To order parts not shown specify name and fluxal of machine, description and manufacturer's reference number, and specify part position in structure.

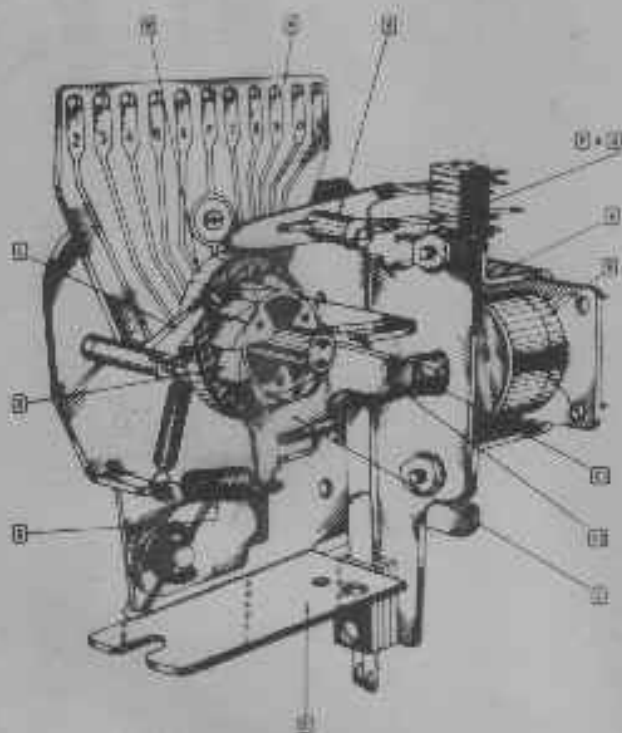
REPLACEMENT PARTS FOR PLUMB BOB ASSEMBLY

Description	Ref. No.	No.	Each
A - Plumb Bob	A-134-3	01-0717	3.90
B - Hanger Only	M7223	01-0718	.34
C - Hook Bolt	M 115	01-0718	.24
D - Cone	D-7790	01-0720	.24



REPLACEMENT PARTS FOR SNAP-OUT SCORE COUNTER UNITS

Description	Ref. No.	No.	Each
2" Plastic Feet (Not shown) Black material on yellow Open-CAMPUS CORE-A & zero games and CAPTAIN	C-411-1	01-0820	2.80
2" Plastic Feet (Not shown) Black watercolor white Used on CAPERS- VILLI & zero games	C-77452	01-0792	.40
A - Core Plug Assy	A-01378	01-0788	1.70
B - Coil	CD-20-1900	01-0280	1.00
C - Drive Post Assy CD-Flange Only	AS-22010	01-0420	1.00
CD-Flange Drive Flange Only	C-1314	01-0828	.30
D - Bob Flank	A-2214-20	01-0781	1.70
E - Spring	SP-100-121	01-0790	12.00 (only)
F - Nut and Bolt	C-708	01-0792	.34
G - Hex Nut	C-705	01-0789	.30
H - Slip Assembly Not used in AS-1900-93 or -104	A-1616-0	01-0647	.30
I - Contact Plate Not used in AS-1900-01 or -104	A-2117-1	01-0901	1.20
J - Rubber Arm	C-703-1	01-0846	.24
K - Switch Lead only in AS-1900-01 or -104 & -103	ASW-M-80-1	01-1316	1.85
L - Switch Lead only in AS-1900-93 & AS-1900-100	ASW-M-200-1	01-1317	1.05



Ref. Nos. AS-1900-93, AS-1900-94, AS-1900-95,
AS-1900-104, AS-1900-105, AS-1900-106